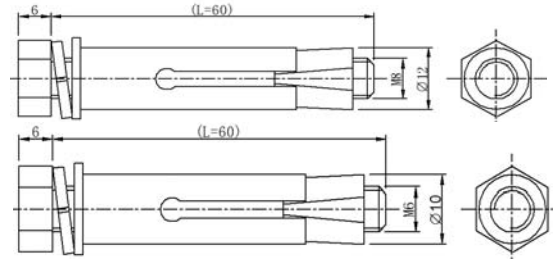


Installation Declaration:

- 1、 Please read the instructions carefully before installation;
- 2、 Please professional electrician installation;
- 3、 To avoid the risk of electric shock, please make sure to turn off the power supply before installation and maintenance;
- 4、 The installation of lamps and lanterns should follow the corresponding local laws and regulations;
- 5、 Suitable for indoor and outdoor installation;
- 6、 Keep the manual for reference。。

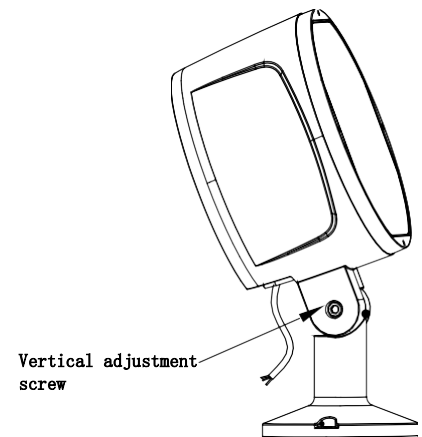
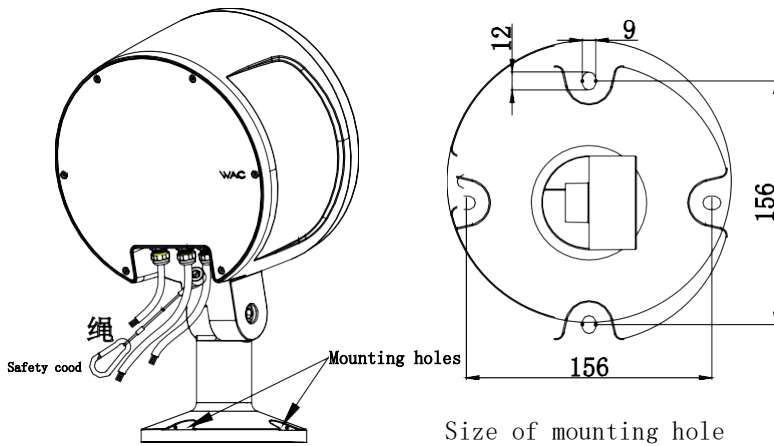


M6/M8 screw size reference diagram

Note: all installation and replacement or maintenance operation before the need to cut off the power

Installation of lamps and lanterns:

One. Installation of lamps and lanterns:



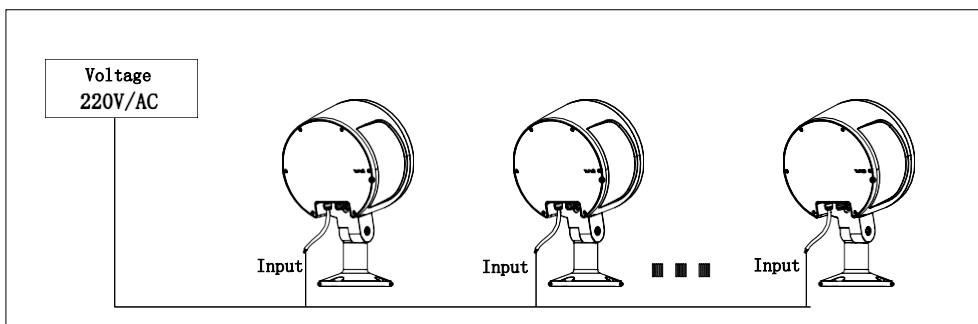
Vertical adjustment screw

1、 Secure the luminaire with a suitable expansion bolt (M6 or m8) through the illustrated mounting hole (After the installation of lamps and lanterns find a fixed place to fix the safety rope)

2、 LAMP illumination angle adjustment: with Hexagon Wrench adjust screw, turn the lamp to the required angle can be (vertical direction before 30 degrees, after 90 degrees adjustable)

Two. Wiring and control adjustment

3、 Power input for: AC220V, product for non-dimming version wiring schematic, Power Input Line label affixed logo: Fire Line L, Zero Line N, ground wire ⊕



Licensed by "WAC" trademark holder - WAC LIGHTING, USA
 Chinese Marketing Headquarters

: WAC Lighting (Shanghai) Co, Ltd.

Address

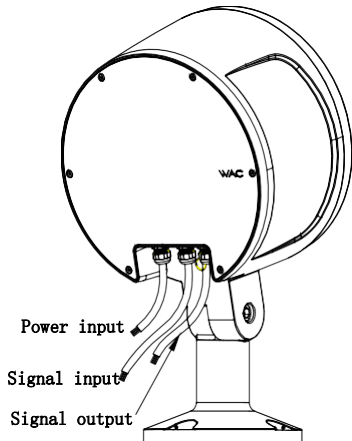
: 14, Lane 299, Bi Sheng Road, Shanghai 201204, China

China factory

: Manufactured WAC Lighting (Dongguan) Co, Ltd.

Address

: 390, Qingfeng Road, Qingxi Town, Dngguan, Guangdong. Postal code: 523653



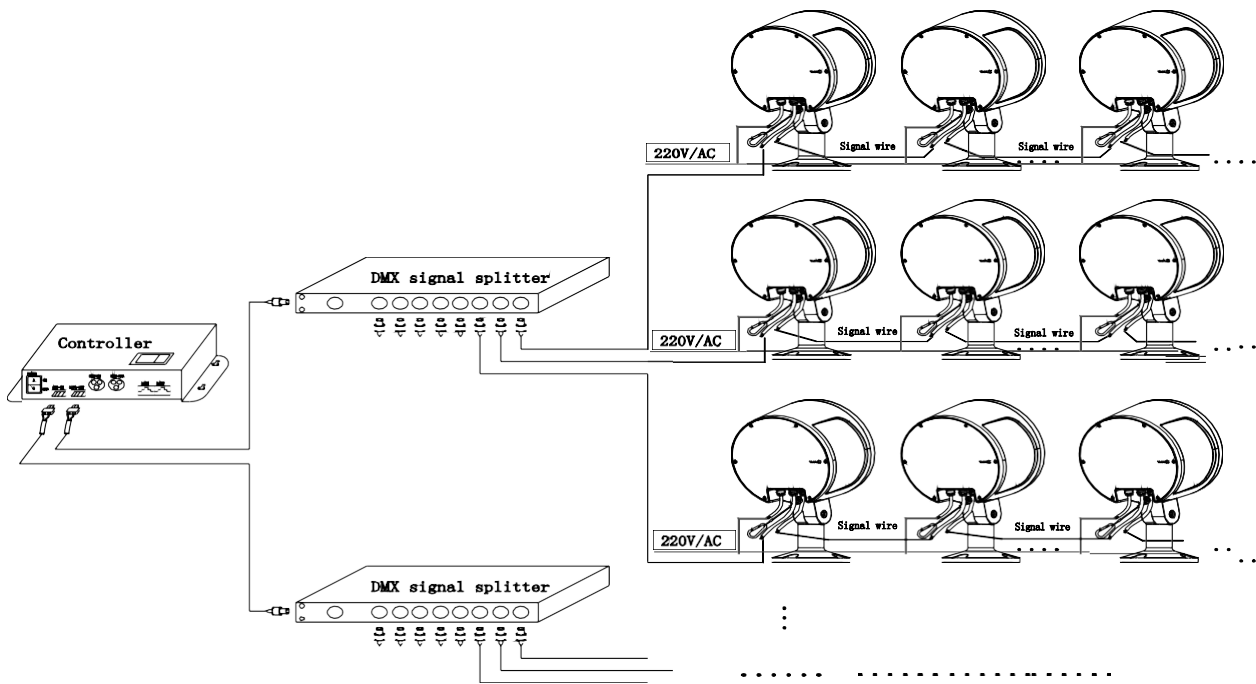
DMX512 Signal Wire labeling
 Yellow-green Wire: GndGround wire
 Red Wire: DMX Signal input+
 Black Wire: DMX Signal input-

4、Power input: AC220V, product for DMX512 dimming lamps wiring:

Note:

a:Connect the power input wire of each luminaire, the connection of the wire should be waterproof;

b:Lamps and lanterns can be connected together by signal lines, each DMX signal amplifier contains lamps, recommended no more than 10 is appropriate;



Note:

1. Cable cable is not included, need to use waterproof 3-core cable, cable diameter of $\phi 5-\phi 9\text{mm}$ (The mark on the connector: firewire L, Zero Wire N, ground wire \oplus);
2. The glass shield must be replaced if damage is found during installation;
3. When the glass cover is damaged and replaced, the guest can only use the glass cover provided by our company.

Licensed by "WAC" trademark holder - WAC LIGHTING, USA

Chinese Marketing Headquarters

Address

China factory

Address

: WAC Lighting (Shanghai) Co, Ltd.

: 14,Lane 299, Bi Sheng Road, Shanghai 201204,China

: Manufactured WAC Lighting (Dongguan) Co, Ltd.

: 390, Qingfeng Road, Qingxi Town, Dngguan, Guangdong. Postal code: 523653